







Operation of the DP1CS

Description

The DP1CS is equipped with display and memory and is compatible with DESKLINE control boxes. The DP1CS is available as a 1-channel version for operation of the parallel channels up and down. The actual height of the desk is shown in the display. The display is of the LED type with a yellow light and 10 mm high digits.

-  Parallel up
-  Parallel down
-  Memory 1
-  Memory 2
-  Memory 3
-  Store memory



Up and down (∧∨):

You just either have to activate the up or down button for parallel drive and the system will drive until releasing the button again or when the system reaches end position.

Memory:

The four small buttons are used for memory drive/storing memory.

Store memory

- Press S – button, the display will flash "S" for 2 seconds
- Within these two seconds press one of the small buttons with numbers "1", "2" or "3" and the position will be stored at this button.
- The panel will acknowledge by showing "1", "2" or "3" in the display depending on the chosen position

Memory drive

Press one of the memory buttons and the system will start driving to the pre-programmed memory position. Keep the button pressed until the position is reached.

Display function

Shows the actual height in either cm or inch and can display error codes.